




Switch

Residential & Commercial Grade



Features and Benefits



Decorative Switch

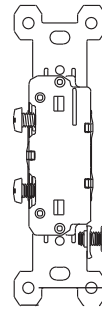
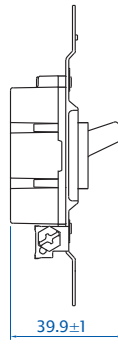
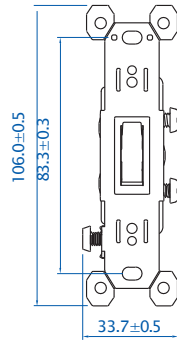
- Accepts #12 and #14 AWG.
- Push wire #14 AWG.
- High-impact resistant thermoplastic construction.
- Narrow back body leaves more space for wires in the box.
- Smooth, quiet paddle action.
- Easy-access green hex head ground screw.
- Tri-drive ground, terminal and mounting screws.
- Self-grounding models provide automatic ground clip.



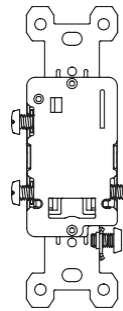
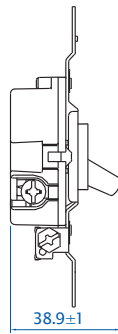
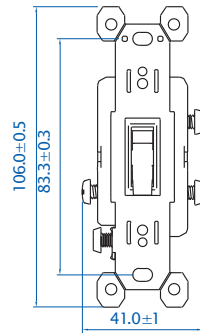
Toggle Switch

- Thermoplastic toggle and enclosure.
- High-impact resistant construction.
- Side wire #12 and #14 AWG.
- Push wire #14 AWG
- Tri-drive ground, terminal and mounting screws.
- Easy-access green hex head ground screw.
- Smooth, quiet toggle action.
- Self-grounding models provide automatic ground clip.

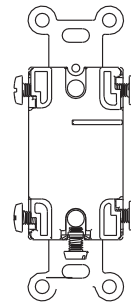
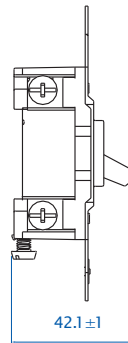
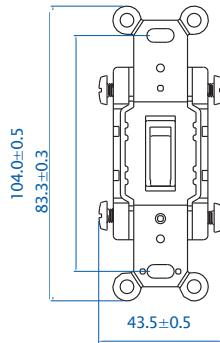
Dimensional



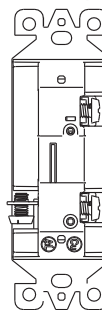
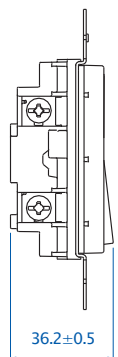
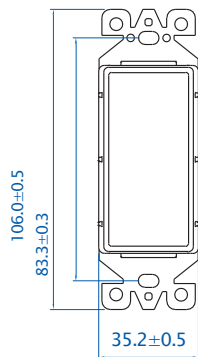
Height 106 ± 0.5 mm
 Width 33.7 ± 0.5 mm
 Depth 39.9 ± 1 mm



Height 106 ± 0.5 mm
 Width 41.0 ± 1 mm
 Depth 38.9 ± 1 mm



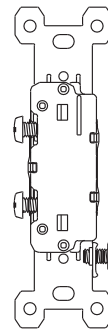
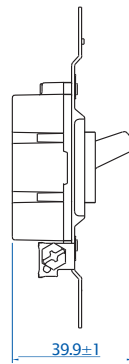
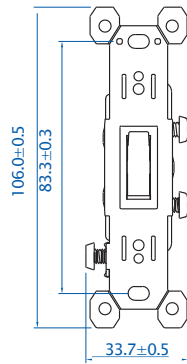
Height 104 ± 0.5 mm
 Width 43.5 ± 0.5 mm
 Depth 42.1 ± 0.5 mm



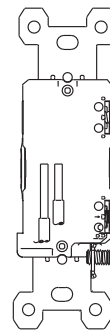
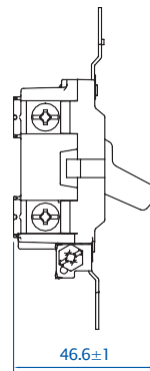
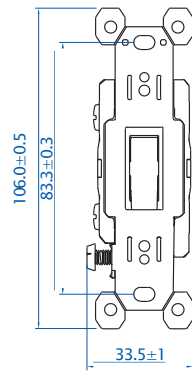
Height 106 ± 0.5 mm
 Width 35.2 ± 0.5 mm
 Depth 36.2 ± 1 mm



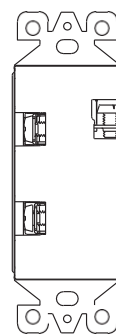
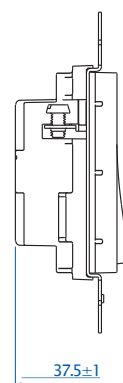
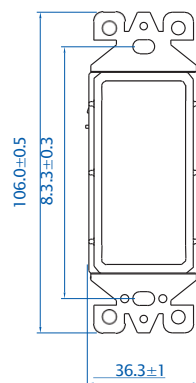
Dimensional



Height	106 ± 0.5 mm
Width	33.7 ± 0.5 mm
Depth	39.9 ± 1 mm



Height	106 ± 0.5 mm
Width	33.5 ± 1 mm
Depth	46.6 ± 1 mm



Height	106 ± 0.5 mm
Width	36.3 ± 1 mm
Depth	37.5 ± 1 mm



Types of Switches

Residential Grade

Photo	Rating (A. V.)	Description	Model	Spec.	Certified
	15 120	Single Pole Toggle Switch <i>Work with Copper Wire or Copper Clad Wire</i>	S1T15WH	Standard	
			S1T15WHS	Self-Grounding	
			S1T15WHL	Lighted	
	15 120	3 Way Toggle Switch <i>Work with Copper Wire or Copper Clad Wire</i>	S3T15WH	Standard	
			S3T15WHS	Self-Grounding	
			S3T15WHL	Lighted	
	15 120 – 277	4 Way Toggle Switch <i>Work with Copper Wire or Copper Clad Wire</i>	S4T15WH	Standard	
			S4T15WHS	Self-Grounding	
	15 120 – 277	Single Pole Decorative Switch <i>Work with Copper Wire or Copper Clad Wire</i>	S1D15WH	Standard	
			S1D15WHS	Self-Grounding	
			S1D15WHL	Lighted	
	15 120 – 277	3 Way Decorative Switch <i>Work with Copper Wire or Copper Clad Wire</i>	S3D15WH	Standard	
			S3D15WHS	Self-Grounding	
			S3D15WHL	Lighted	
	15 120 – 277	4 Way Decorative Switch <i>Work with Copper Wire or Copper Clad Wire</i>	S4D15WH	Standard	
			S4D15WHS	Self-Grounding	

Types of Switches

Commercial Grade

Photo	Rating (A. V.)	Description	Model	Spec.	Certified
	20 120 – 277	Single Pole Toggle Switch Work with Copper Wire or Copper Clad Wire	S1T20WH	Standard	
			S1T20WHS	Self-Grounding	
	20 120 – 277	3 Way Toggle Switch Work with Copper Wire or Copper Clad Wire	S3T20WH	Standard	
			S3T20WHS	Self-Grounding	
	20 120 – 277	Single Pole Decorative Switch Work with Copper Wire or Copper Clad Wire	S1D20WH	Standard	
			S1D20WHS	Self-Grounding	
	20 120 – 277	3 Way Decorative Switch Work with Copper Wire or Copper Clad Wire	S3D20WH	Standard	
			S3D20WHS	Self-Grounding	